

THE GOOD THE BAD & THE UGLY

AN OVERVIEW
OF WHERE WE
STAND AS A
PROVINCE

POPULATION


ONLY PROVINCE TO RECORD A DECLINE IN
POPULATION IN THE 2016 CENSUS.

ECONOMIC REGIONS

THREE OF THE PROVINCE'S ECONOMIC REGIONS SAW
A DECLINE IN POPULATION FROM 2001 TO 2015.

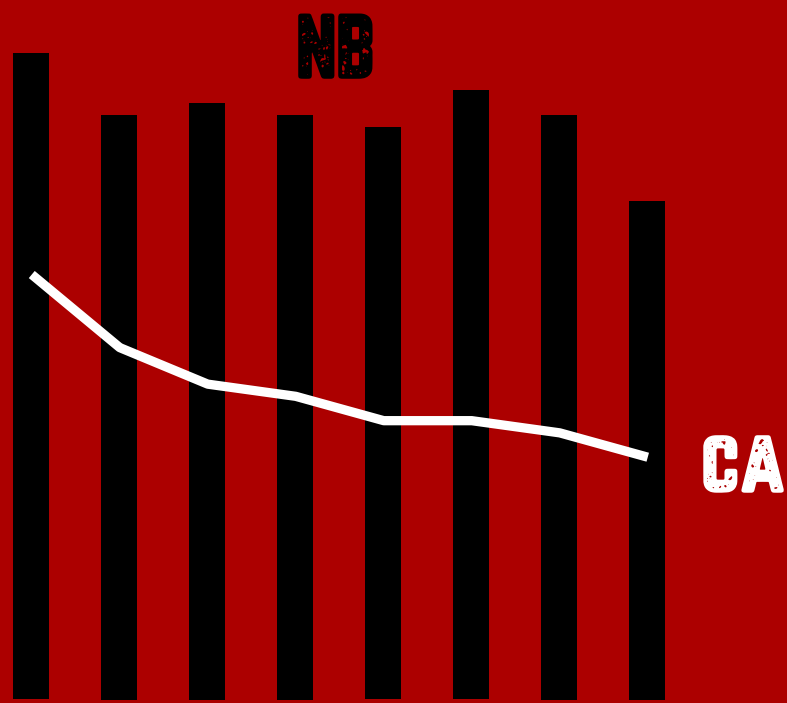
SHIFT IN DEMOGRAPHICS

ALMOST 20% OF THE POPULATION ARE 65+, A
33.5% INCREASE SINCE 2001. MEANWHILE THE
YOUTH POPULATION HAS DECREASED 17.7%.



INSOLVENCY RATES

DOUBLE THE NATIONAL
AVERAGE IN BANKRUPTCY.



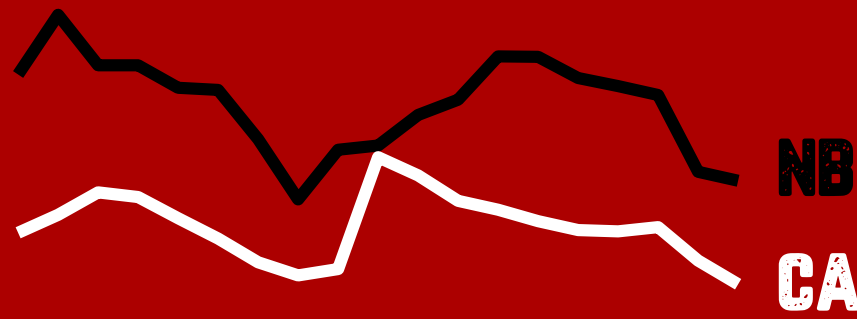
COST OF SERVICING DEBT

\$675 MILLION / YEAR – MORE THAN
WHAT IS SPENT ANNUALLY ON POST-
SECONDARY EDUCATION, TRAINING AND
LABOUR.



UNEMPLOYMENT RATE

ON AVERAGE, NEW BRUNSWICK'S
UNEMPLOYMENT RATE IS ~2% HIGHER
THAN CANADA'S.

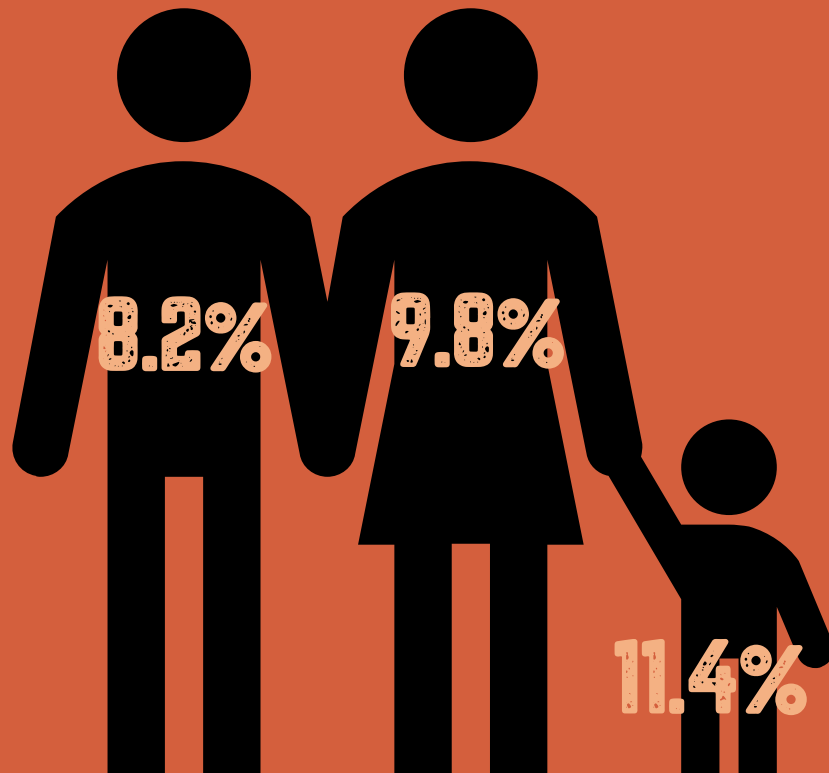


PROVINCIAL DEBT

SIGNIFICANT INCREASE TO NET DEBT.
PROJECTED TO REACH \$14.4 BILLION
BY MARCH 2019.



WE CANNOT CONTINUE
DOWN THIS PATH. THE TIME
FOR CHANGE IS NOW!



% LOW INCOME



FOOD BANK USE
INCREASED 26.4%
OVER 8 YEARS.