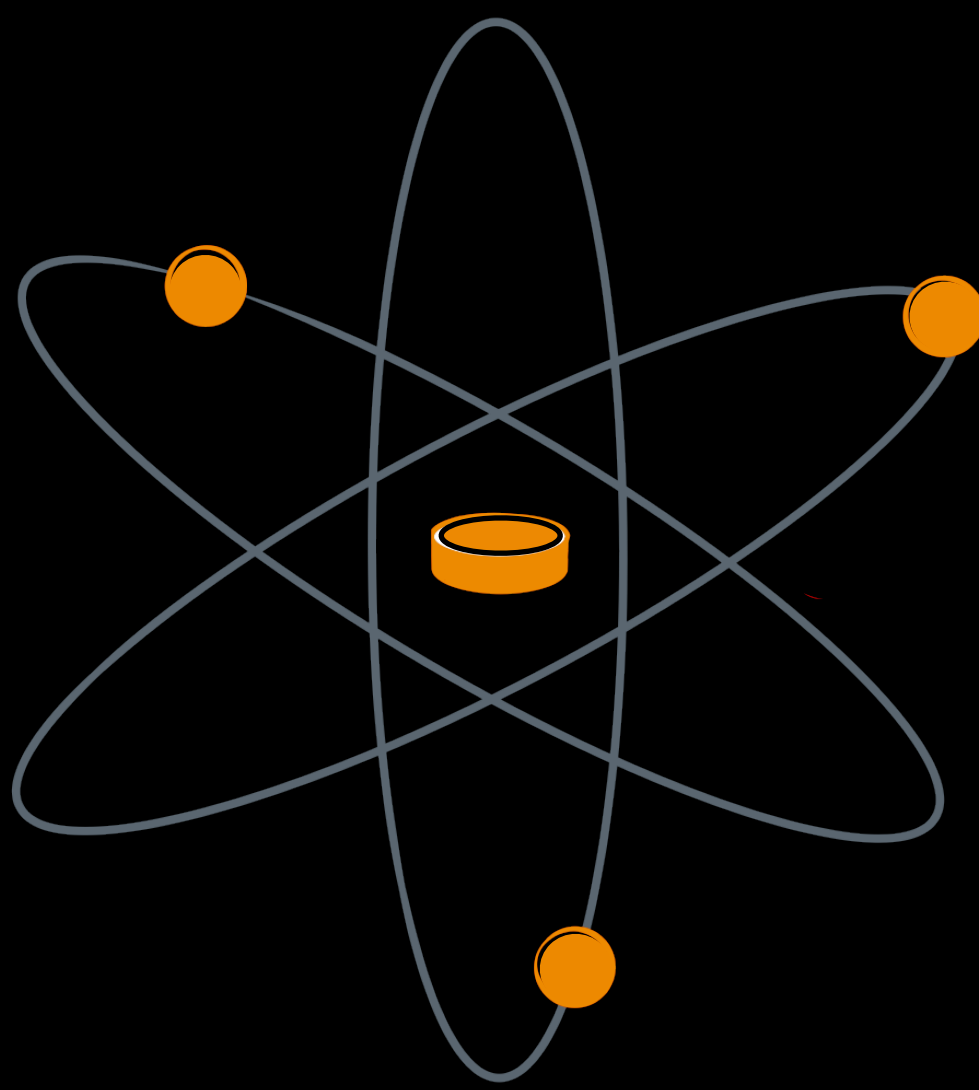


DATA

CHALLENGE




12
Teams

TEASER POSTER VIEWER'S CHOICE

Using only 3 sentences, teams will **build curiosity for their presentations**. Vote for your favourite Teaser Poster and the team with the highest vote count will win \$150!

How to vote? Voting link on last page

Team names will appear on the **top left of the poster!**



How has air pollution impacted countries with varying levels of income and development?

What could be the contributing factors for the observed decline or improvement in air quality with respect to each region?

What are the observable trends in the data? What will the future look like?

As of 2019, what are the top 5 countries that have the worst air quality and where is Canada's standing?

What will happen if the current state of the world continues to ignore air pollution?

What will the state of air pollution look like in the near future?

Does government spending on healthcare increase moral hazard by incentivizing individuals to smoke more since the population's risk tolerance is higher?

Do the rich have a different relationship with smoking than the general population?

What are the correlations between countries that have altered their smoking habits over the turn of the century?

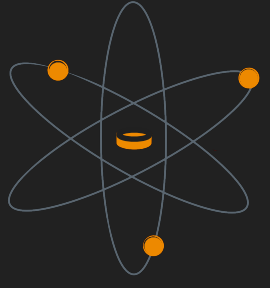
Is Sugar the Biggest Problem in our Diets?

**Are Majority of Canadians Interested in Healthy
Foods?**

Was food healthier in 90s?

Co-Exist

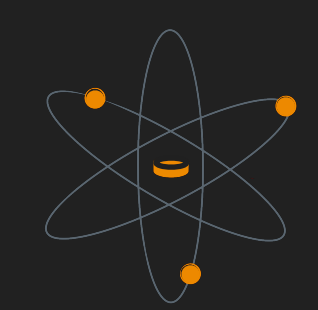
**Dietary Risk Exposure
Estimates 1990-2019**



What's the number difference between male and female smokers in different areas?

What is the relationship between Age-standardized Smoking Prevalence and the Number of Smokers?

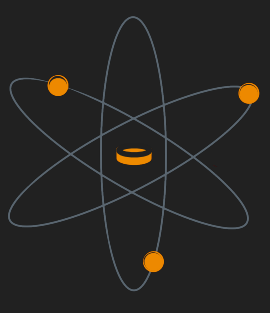
Are you curious which areas are heavy smokers, moderate smokers, and light smokers?



Does your country's World Bank income relate to what type of air pollution is being produced the most?

Are developing countries most responsible for emitting higher air pollution or developed countries?

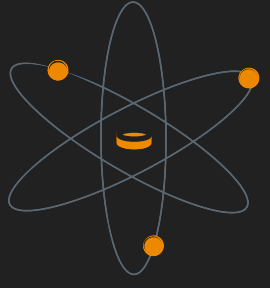
Which countries have successfully controlled air pollution compared to the rest of the world and is their air pollution forecasted to decrease at a steady rate?



What is the global status of air pollution exposure in terms of household air pollution from solid fuels, Ambient particulate matter pollution, Ambient ozone pollution from year 1990 to 2019?

Does the type of SDI on a location influence household air pollution from solid fuels?

Is there a relationship between the population, income level status on household air pollution from solid fuels on World Bank Regions?



How does the degree of vehicle ownership within a country relate to mortality rate?

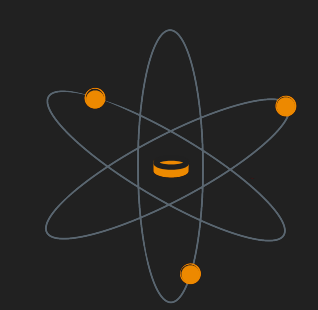
As the distribution of age changes within a country, how are the mortality rates of different age groups affected?

If there is generally a relationship between how developed a country is and its mortality rates, are there any notable outliers from which we can learn?

What are the top 10 locations with the highest prevalence rate of chewing tobacco between 1990 and 2019 and what's the relationship and difference between different continents?

Is there a relationship between age group and prevalence rate of chewing tobacco?

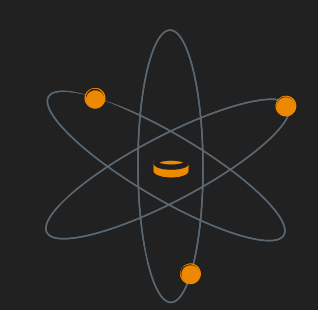
What's the trend of prevalence rate of chewing tobacco in the year from 1990 to 2019 and the future?



**Which food daily intake that NO country
has reached the WHO recommended level?**

**Other than vegetable, which food do people in
developed countries love to eat the most in
their daily diet?**

**Which countries have the healthiest diet
according to WHO standard?**



Is there a correlation between wealth and smoking rates?

Can tobacco prevalence be inferred by any input from the dataset?

Among all the inputs, which one/s play the most important role in the inference?

**How well have people improved their
longevity over the past 70 years?**

**Why do women continually have a lower
mortality rate than men?**

**Does the current pandemic have a higher
mortality rate than previous pandemics?**

[https://forms.office.com/r/
nfJAPaQ8sg](https://forms.office.com/r/nfJAPaQ8sg)



Click



Scan