

Coercive Control, Risk Assessment and Evidence of Intimate Partner Violence (IPV): Police Response

In January 2022, an online survey regarding police officers' perceptions and experiences in responding to intimate partner violence (IPV) was conducted with police officers across Canada. The survey was divided into four sections, covering:

- 1 Demographic characteristics
- 2 Responses to a fictional scenario depicting an IPV situation
- 3 Risk factors associated with IPV
- 4 Training & education regarding IPV

A total of

269

police officers opened the online survey

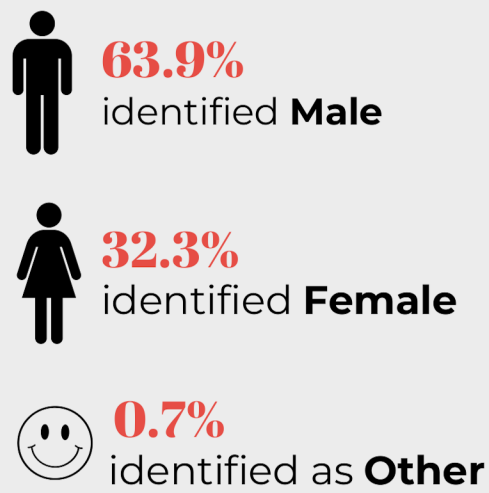
However, only **248 police officers completed** the demographic component of the survey, reviewed the assigned scenario, and indicated whether they believed there were "red flags" in the description, neglecting to respond to further questions. An additional 29 respondents opted not to respond to remaining survey questions, leaving **219 police officers who completed most, or all, of the survey, to make up the official survey sample used for analysis.**

DEMOGRAPHIC CHARACTERISTICS:

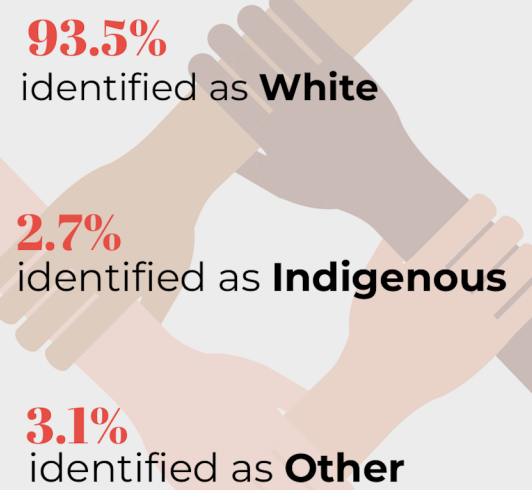
Location

Most police officers were in either **Quebec (52.9%)** or **Ontario (38.7%)**, with very few officers from other provinces responding to the survey.

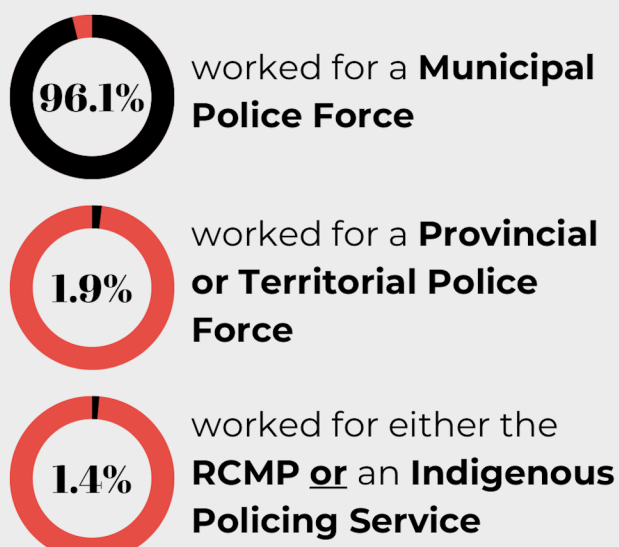
Gender



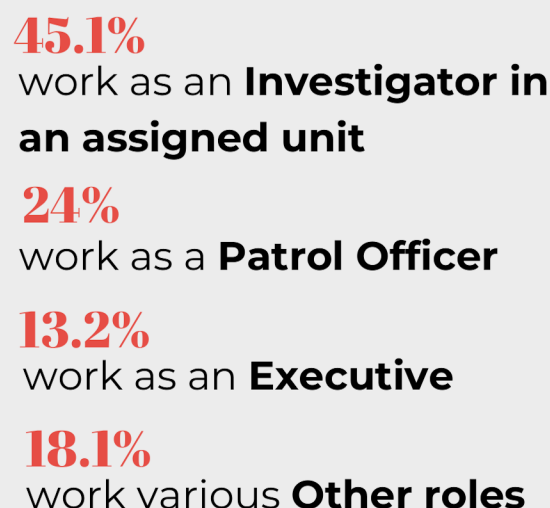
Racial & Ethnic Background



Officer's Workplace Organization



Officer's Role in Organization



Specialized IPV Unit in Police Organizations

